

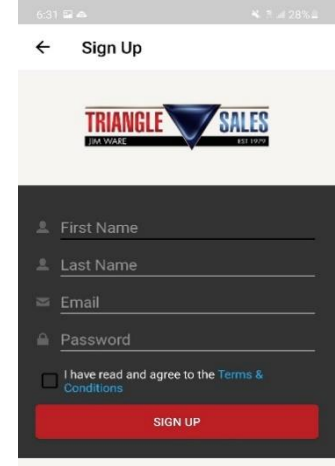
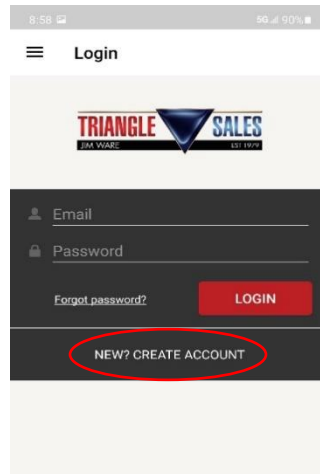
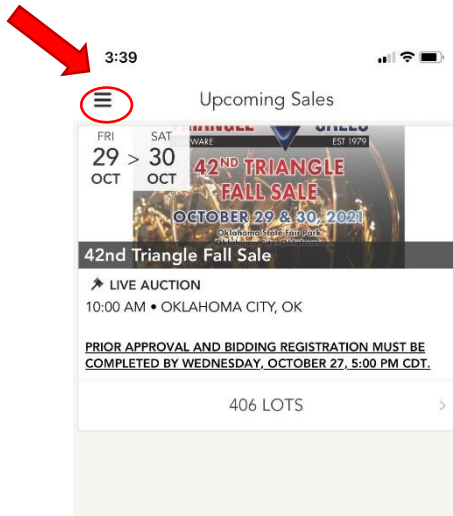
How to SIGN UP, REGISTER TO BID and BID LIVE - APP

SIGN UP (new members)

DOWNLOAD THE APP Triangle Sales/Auctionware LLC

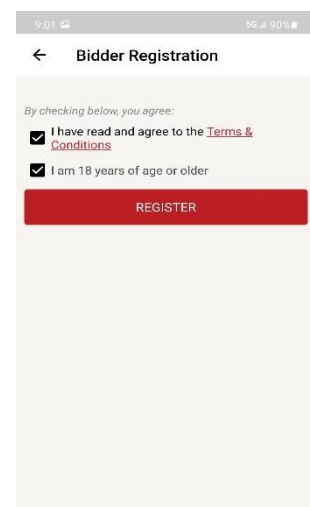
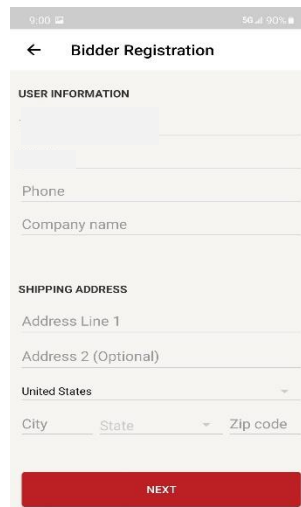
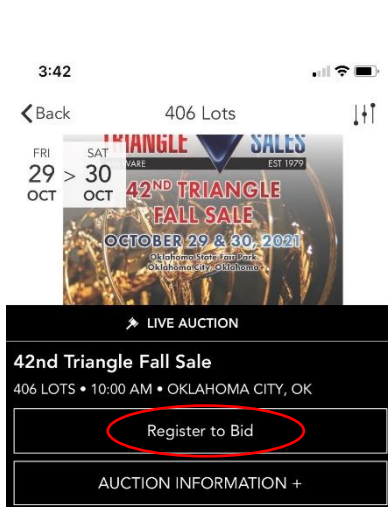
CREATE A LOGIN and SIGN UP

Open the Triangle Sales/Auctionware App and click the menu button at the top left. Click LOGIN, enter the required information to create your account and click on CREATE ACCOUNT. Then, enter your First Name, Last Name, Email and create a password for your account. Please review the Conditions of Sale/Terms of Use and Privacy, then check the box stating you agree. Click SIGN UP to complete.



REGISTER TO BID – Approval required – complete by the Wednesday before the sale, 5:00 pm Central Time

Click on our current sale then click the button REGISTER TO BID, fill in all information and check the Conditions of Sale, Terms of Use and Privacy Policy box after reviewing and confirm that you are 18 years or older. Click REGISTER. You will receive an email stating your registration is PENDING. Once you are approved, you will receive an email stating you are APPROVED.



BID LIVE – You must have submitted a registration and have been approved before you may begin bidding

On sale day, login, watch and listen to the live sale and when we begin on your lot of interest be prepared to start bidding. When you would like to place a bid, slide the black BID bar at that price and watch for the message, YOUR BID HAS BEEN SUBMITTED. The auctioneer moves rapidly so do not hesitate. If you are winning you will see the message YOU ARE WINNING and if you are outbid the next bid price will show.